

ST. JOHN'S HIGH SCHOOL  
SECTOR 26 CHANDIGARH

BALANCE SHEET AS AT 31.03.2019

LIABILITIES	CURRENT YR. Rs.	PREVIOUS YR. Rs.	ASSETS	CURRENT YR. Rs.	PREVIOUS YR. Rs.
FUND ACCOUNT (Schedule J)	104124151.11	102824425.20	FIXED ASSETS		
ADVANCES RECEIVED (Schedule K)	548000.00	699821.00	Land & Building (Schedule A)	29520046.80	26035783.80
OTHER LIABILITIES (Schedule L)	607420.00	847135.00	Furniture & Equipment (Schedule B)	18829861.98	17268150.98
LOANS RECEIVED			Vehicles (Schedule C)	2287325.76	2099816.76
CONGREGATION OF CHRISTIAN BROTHERS IN INDIA	10000000.00	10000000.00	Intangible Assets (Schedule D)	0	0
FOREIGN CONTRIBUTION ACCOUNTS As per annexed Balance Sheet (Schedule I)	0.00	0.00	ADVANCE FOR IMMOVABLE PROPERTY (Schedule E)	0	0
NOTES TO ACCOUNTS (Schedule M)			INVESTMENTS & DEPOSITS (Schedule F)	61306721.00	66156497.00
			CURRENT ASSETS		
			OTHER CURRENT ASSETS (Schedule G)	280106.00	713702.00
			CASH & BANK BALANCES (Schedule H)	3055509.57	2097430.66
			LOANS PAID	0.00	0.00
			CONGREGATION OF CHRISTIAN BROTHERS IN INDIA		
			FOREIGN CONTRIBUTION ACCOUNTS As per annexed Balance Sheet (Schedule I)	0.00	0.00
<b>TOTAL LIABILITIES</b>	<b>115279571.11</b>	<b>114371381.20</b>	<b>TOTAL ASSETS</b>	<b>115279571.11</b>	<b>114371381.20</b>

As per our separate report of even date

For SOOD SOOD & ASSOCIATES  
Chartered Accountants  
FRN - 006047N

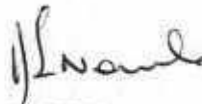
VIKAS GUPTA, FCA  
(M.No. 096996)

Place: Chandigarh


Date: 12/07/2019

UDIN - 19096996AAAAAF9138

  
PRINCIPAL

  
BURSAR



  
ACCOUNTANT

ST. JOHN'S HIGH SCHOOL  
SECTOR 26, CHANDIGARH

INCOME AND EXPENDITURE STATEMENT FOR THE YEAR ENDED 31ST MARCH 2019

EXPENDITURES	CURRENT YR.	PREVIOUS YR.	INCOMES	CURRENT YR.	PREVIOUS YR.
	Rs.	Rs.		Rs.	Rs.
H.R.D. COSTS (Schedule 5)	78771914.01	73705383.00	FEEs FROM STUDENTS (Schedule 1)		
SCHOOL PLANT EXPENSES (Schedule 6)	15685441.64	18194524.70	Gross Amount	125721825.00	108425730.00
OFFICE RELATED & ADMINISTRATIVE EXPENSES (Schedule 7)	1532516.00	2559513.04	Less Concessions	14766070.00	13020354.00
EDUCATIONAL EXPENSES (Schedule 8)	11794713.00	7793742.14		110955755.00	95405376.00
BOARDING EXPENSES (Schedule 9)	0.00	0.00	GOVERNMENT GRANTS (Schedule 2)	0.00	0.00
TRAVELLING EXPENSES (Schedule 10)	1045416.44	842639.45	INTEREST AND INVESTMENT INCOME (Schedule 3)	4139659.00	4829059.00
OTHER EXPENSES (Schedule 11)	355323.00	380487.00	OTHER INCOME (Schedule 4)	933861.00	1703971.00
DEPRECIATION	5470849.00	8181899.01	GRANTS RECEIVED FROM C.C.B.I	0.00	0.00
EXCESS OF INCOME OVER EXPENDITURE TRANSFERRED TO FUND ACCOUNT	1373101.91	0.00	EXCESS OF EXPENDITURE OVER INCOME TRANSFERRED TO FUND ACCOUNT	0.00	9719782.34
<b>TOTAL</b>	<b>116029275.00</b>	<b>111658188.34</b>	<b>TOTAL</b>	<b>116029275.00</b>	<b>111658188.34</b>

As per our separate report of even date

For SOOD SOOD & ASSOCIATES

Chartered Accountants

FRN - 006047N


VIKAS GURTA, FCA

(M.No. 096996)

Place: Chandigarh

Date: 12/07/2019

UDIN - 19096996AAAAAF9138

  
PRINCIPAL

  
BURSAR

  
ACCOUNTANT

